



Clean Air Good Jobs

MAKE IT IN AMERICA
THE APOLLO CLEAN TRANSPORTATION
MANUFACTURING ACTION PLAN



www.apolloalliance.org

Brian J. Lombardozzi
Senior Policy Associate, The Apollo Alliance

US
Transportation
Policy:
Still shaped by
The Federal
Highway Act
of 1956.



Costs to our Working Families

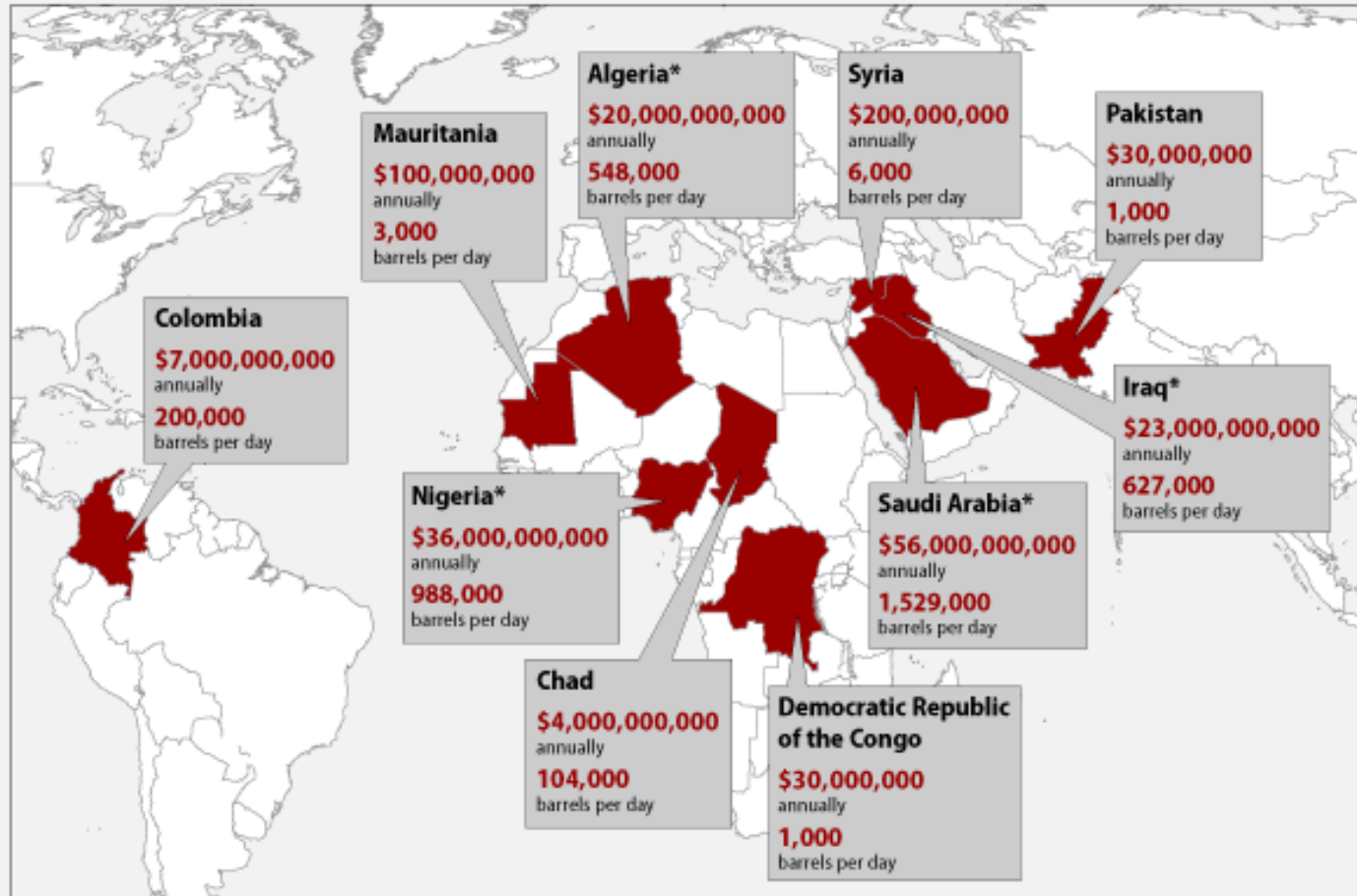


- \$90 billion a year in lost productivity and fuel costs
- One full work week lost by average commuter
- Second largest household expense for US households

Good Transit
can save a family earning
\$35,000 a year
\$5,000 each year

Costs to our National Security

2008 crude oil imports from unstable countries



Source: U.S. Energy Information Administration, "Company Level Imports Historical," available at http://www.eia.doe.gov/oil_gas/petroleum/data_publications/company_level_imports/cli_historical.html.

Costs to our Health and the Environment

Transportation Accounts for 30% of U.S.
Greenhouse Gas Emissions



Burning fossil fuels
costs the United
States about \$120
billion a year in health
costs

A Modern Transportation System Must

- Decrease congestion
- Modernize transit options
- Reduce pollution
- Relieve dependence on foreign oil
- Restore American Competitiveness



The Apollo Clean Transportation Manufacturing Action Plan



- Modern Transit
- High Speed Rail
- Clean Freight Movement
- Make it in America!

Make it in America

- 56,000 + US factories have closed or moved overseas in the past 10 years
- 90,000 more are at risk of going out of business



Make it in America

The US sent more than \$10 billion of taxpayer dollars overseas to buy trains, buses, track and other transit equipment between 2005 – 2009

Make it in America

Despite its decline,
manufacturing still represents
12 percent of America's
gross domestic product



The Apollo Clean Transportation Manufacturing Action Plan

Expand the U.S. Market for Modern Transit
and Rail Systems

Spur Domestic Manufacturing to Meet the
New Demand

Expand the Market

Invest \$30 Billion a year in Public Transit

Invest \$10 Billion a year in Intercity Rail

Expand Financing Approaches

Develop National Freight Plan & Upgrade
our Nation's Freight Vehicle Fleet

Spur Domestic Manufacturing

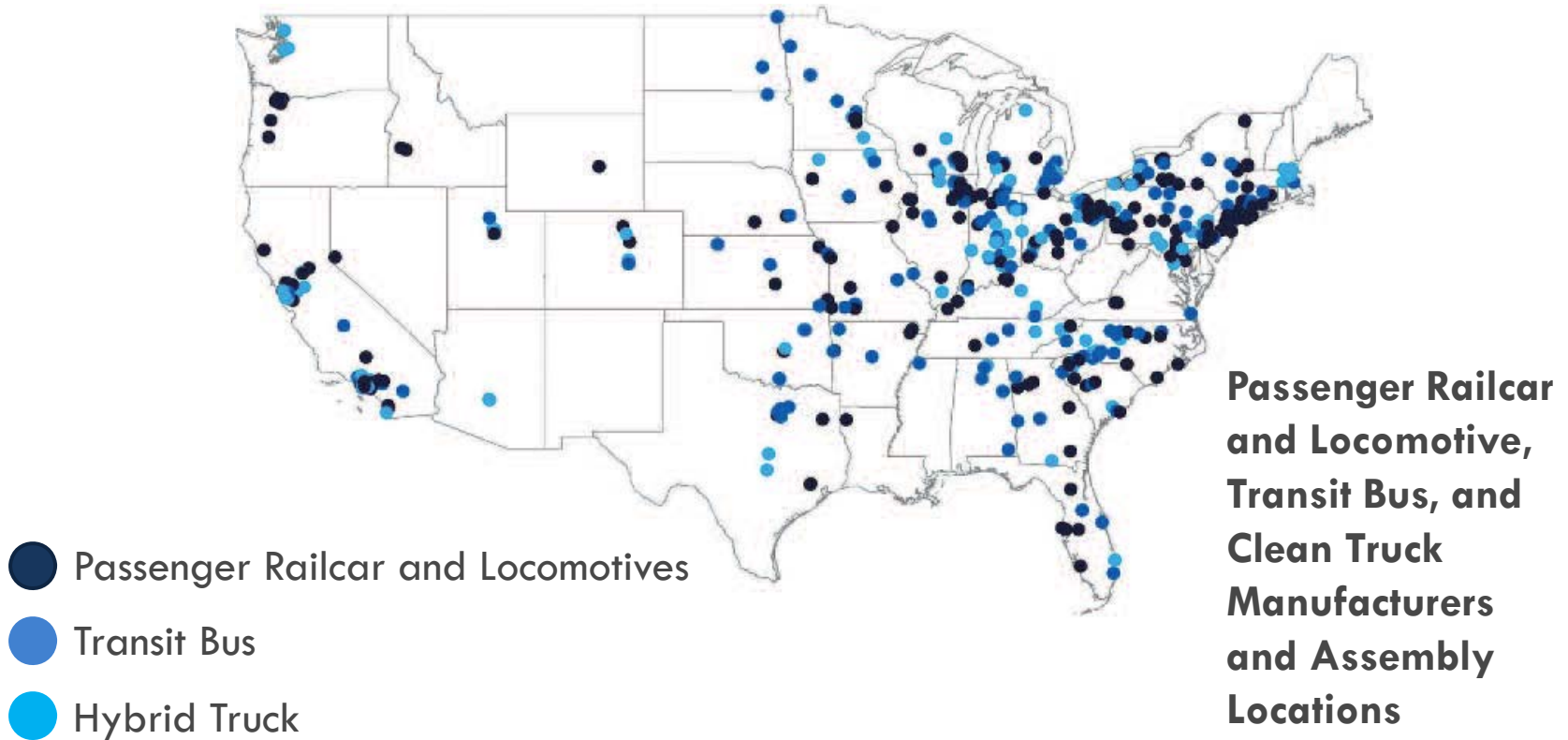
Help Domestic Manufacturers Retool and
Make New Investments

Target Gaps in Domestic Supply Chains and
Technologies to Reduce Pollution

Increase Transparency & Accountability of
Current Standards

Encourage Product Standardization and Improve
Procurement Practices

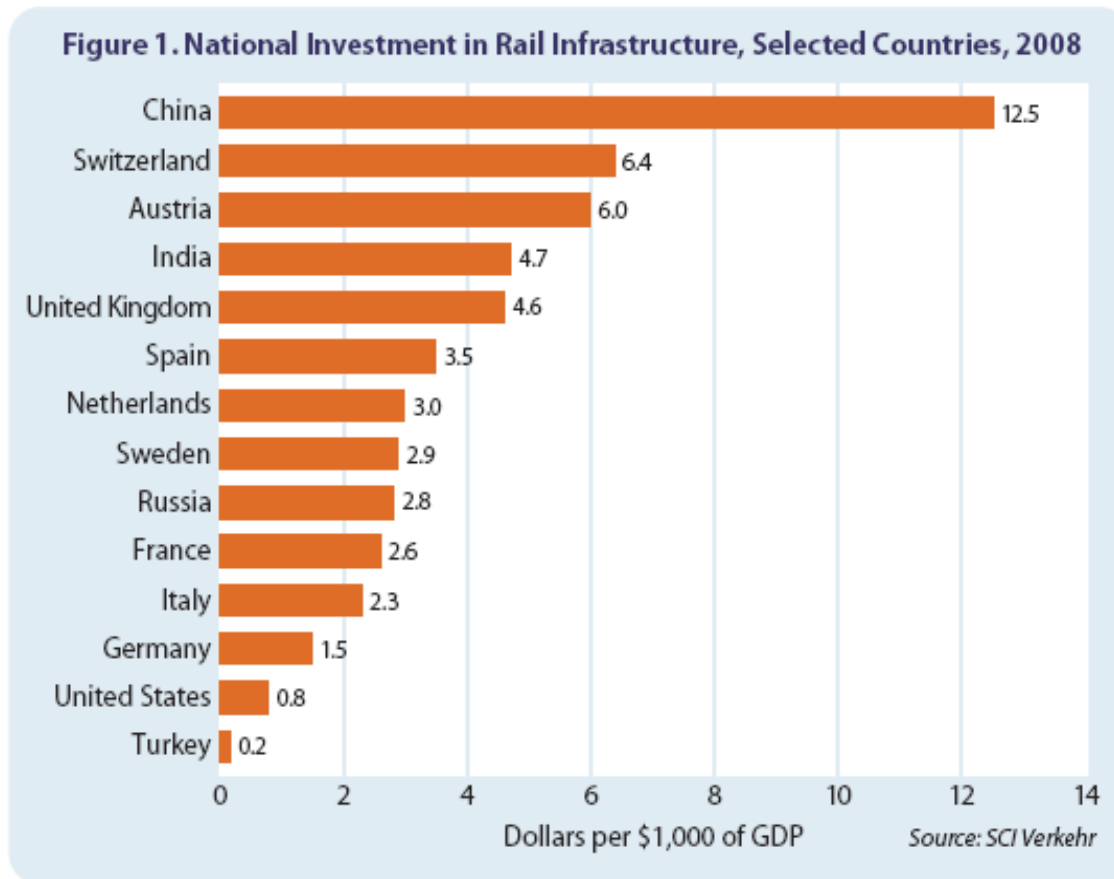
Domestic Manufacturers



Top 10 States to Gain Manufacturing Jobs Under TMAP Investment Scenario

California	64,342	Michigan	25,969
Texas	41,709	New York	24,109
Ohio	33,385	Indiana	23,572
Illinois	29,770	North Carolina	23,220
Pennsylvania	29,079	Wisconsin	22,236

For Every 80 Cents the U.S. Invests in Rail, China Invests \$12.50



Recent steps taken by US government to Ensure American Competitiveness

- New 'Buy America' Website from Dept of Transportation
<http://www.dot.gov/buyamerica/>
- The Strengthening Manufacturing and Rebuilding Transit (SMART) Act of 2010
Introduced by Senators Brown (D-OH) and Merkley (D-OR)

TMAP Benefits

- 3.7 million jobs created over 6 years, 600,000 in the manufacturing sector
- Increase Net Annual GDP by \$60 billion
- \$14 billion in annual tax revenue
- Provides nearly \$45 billion in additional income for Americans

Clean Air, Good Jobs

Make it in America:
The Apollo Clean Transportation Manufacturing
Action Plan

